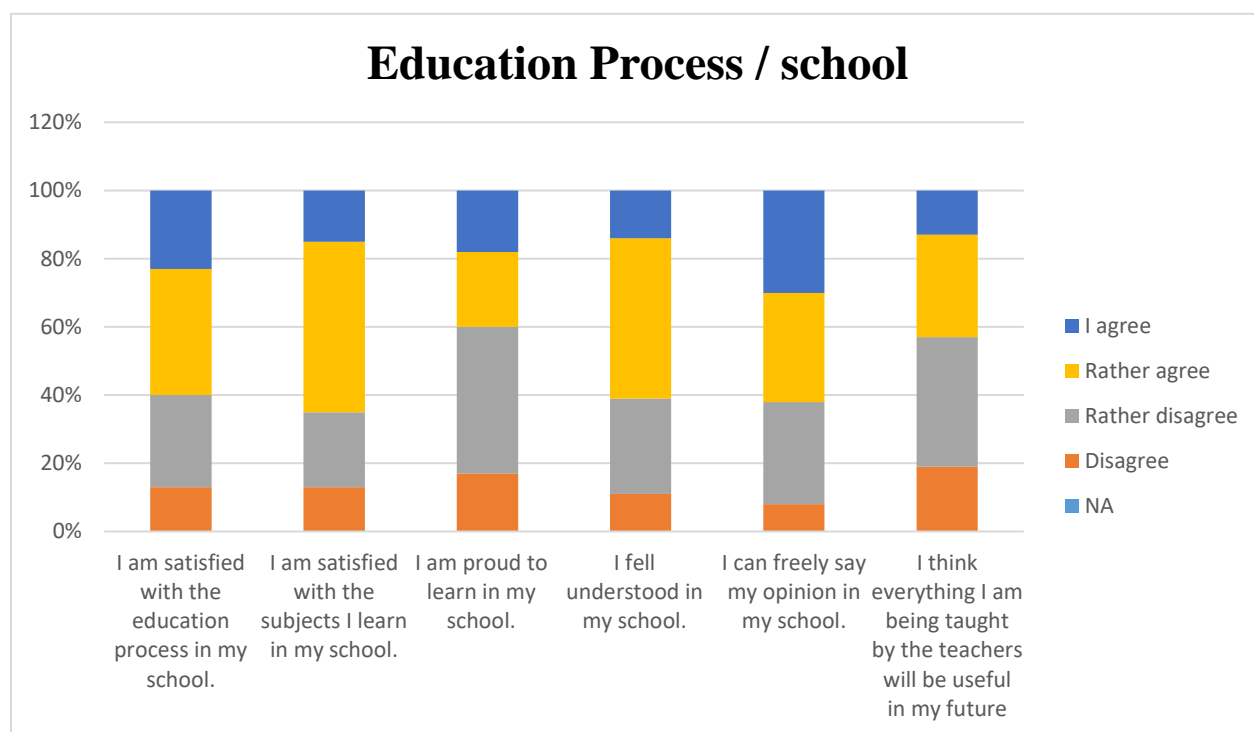


## Results Survey for Students Riga State technical school, Riga, Latvia

The survey for students has been filled out by 87 students from the Riga State technical school in Riga, Latvia. The students are in the grade 12 and for some it is unclear in which grade the student is. Throughout this report, the responses will be displayed in a quantitative as well as qualitative way.

The students were asked to indicate to what degree they agree with the six statements related to the educational process and school. Please see Figure 1: Education process / school for the quantitative picture.



*Figure 1: Education process / school*

Figure 1 shows that overall a large majority rather agrees or rather disagrees with the statements. To be exact: 58, 66, 59, 66, 59, 66 students rather agree or rather disagree with the statements about the educational process and school from left to right respectively. This implies that 29, 21, 28, 21, 28, 21 students agree or disagree with these statements. These numbers indicate an overall medium level of happiness when it comes to their educational process and school.

The students were also asked to answer open questions about the educational process and school. Figure 2 displays how the students answered the open questions. To the first open question: 'Is there anything you would change in the educational process at your school?' most students answered they would change something. To be precise 26 students do not want to change anything, 61 would like to change something.

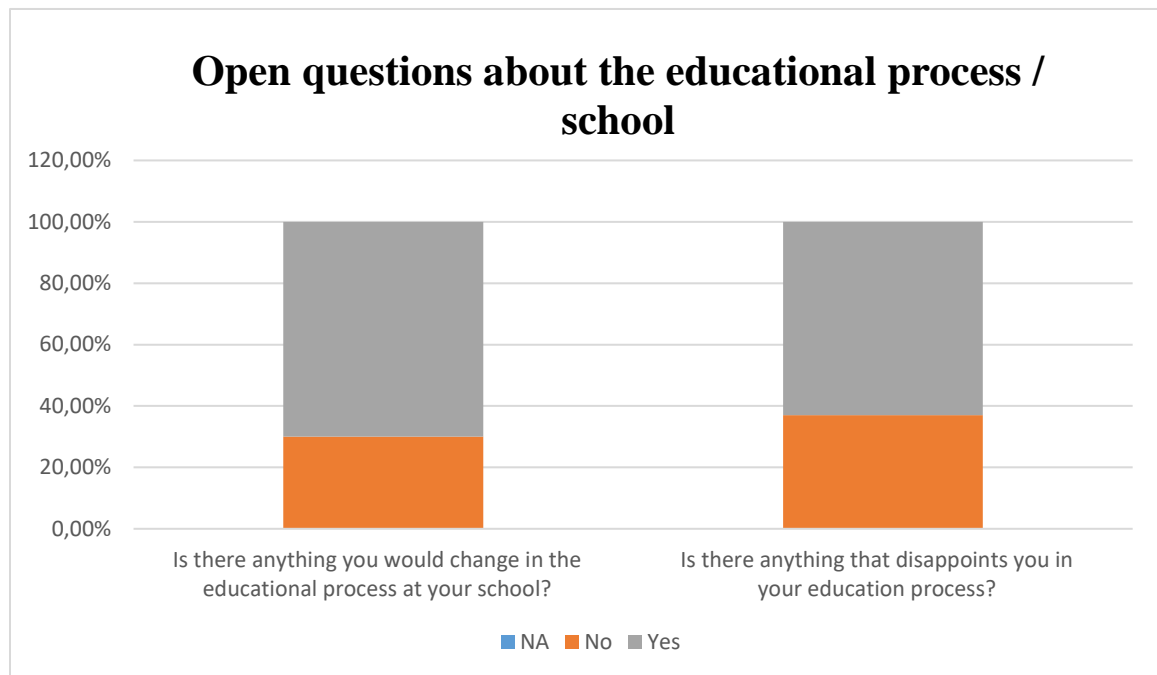


Figure 2: Open questions regarding the educational process and school

The 61 students who would like to change something about the educational process commented the following:

- **Grade 10:**
  - more field trips;
  - more practical work;
  - better secondary school subjects;
  - more work in pairs/groups;
- **Grade 11:**
  - do not allow teachers to invent their own grading system, make on official grading system;
  - change or make new subjects like psychology, art and etc.;
  - make stable schedule.

- **Grade 12:**
  - change some of the teachers, because of their different attitude to students;
  - make slower paced studies;
  - teach subjects in latvian, not russian( russian language teachers);
  - make opportunity to learn from home.

The second open question asked the students whether there is anything that disappoints them in their educational process. Again a large majority indicated that something disappoints them (see Figure 2). Out of 87 students, 32 indicated that they were not disappointed, 55 indicated that they are disappointed with the educational process.

- **Grade 10:**
  - students want to be heard and that their opinion would matter;
  - a lot of useless information;
  - some of the teachers;
  - too much smokers
- **Grade 11:**
  - teachers don't want to listen to students;
  - too much russian language in lessons;
  - different attitude to students;
- **Grade 12:**
  - too much theory;
  - some dissapoint only themselves;
  - teachers don't give students their checked tests;
  - wasted time in school;
  - a lack of motivation.

The students were also asked what gives them motivation to learn and whether they find this motivation at their school. The results are displayed in Figure 3 and Figure 4 respectively.

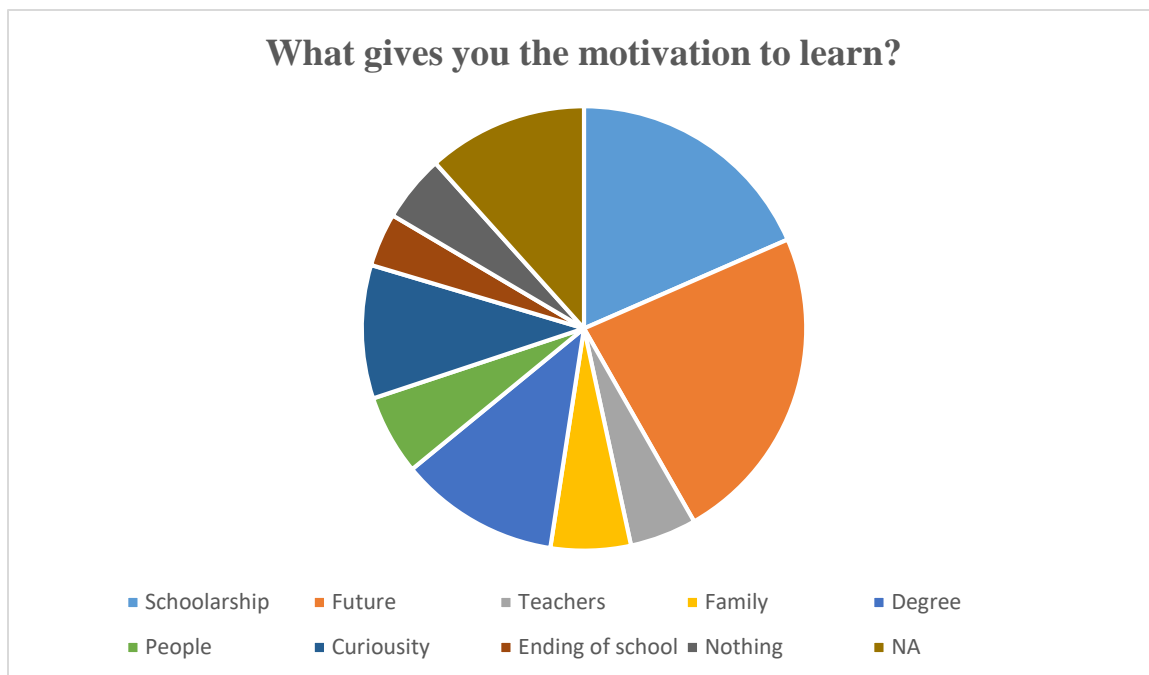


Figure 3: What gives you the motivation to learn?

Figure 3 illustrates the most common motivators among students from the Riga State technical school. It seems like the three most important factors are: their future, degree and the chance to get a scholarship. Out of 87 students 24 said something about their future, 19 responded that degree gives them motivation to learn and 12 students indicated that the chance of receiving a scholarship is a driver.

Figure 4 demonstrates that the majority of students find the motivations, they mentioned above, to some extent at their current school. 25 students answered this question with yes, 44 students said to some extent. 17 students indicated that they do not find their motivations at school and 1 student did not answer the question.

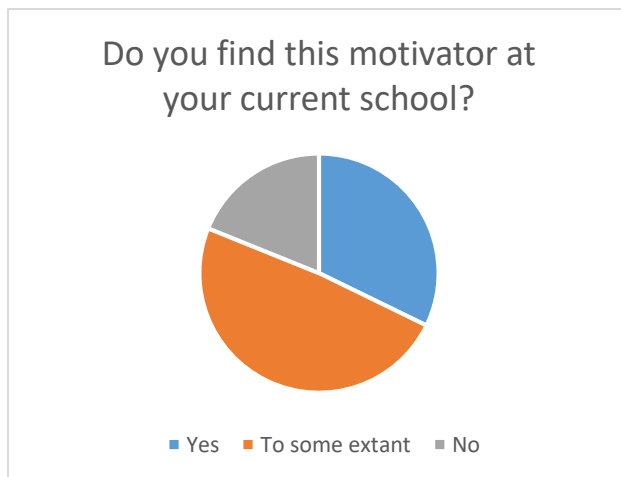


Figure 4: Do you find this motivator at your school?

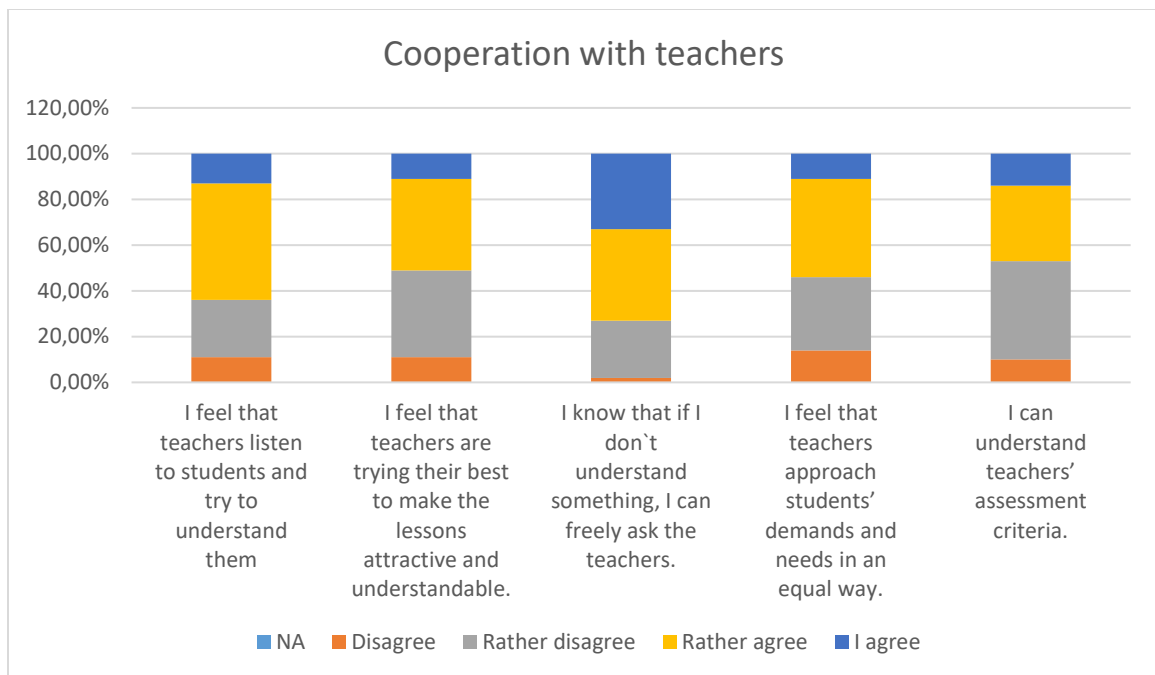


Figure 5: Cooperation with teachers

The following questions measure the cooperation, relation with as well as the view on the teachers. Figure 5 displays to what degree students agree with the statements on the cooperation with teachers. The majority seems to rather disagree or rather agree with the statements. From left to right 66, 67, 57, 65 and 66 students rather disagree or rather agree with the statements. Thus, 21, 20, 30, 22 and 21 students agree or disagree with the statements concerning cooperation with the teachers.

The students were also asked what kind of values they appreciate in their teachers. Figure 6 presents, which values were most commonly mentioned. Especially the following values were reoccurring throughout the answers of the students: friendly, open, knowledgeable and strict. Approximately 22, 17, 25 and 6 students indicated that these values are important to them. The values attractive and trustful were also quite important to the students. 3 and 6 students respectively indicated that they appreciate it if their teachers are attractive and trustful.

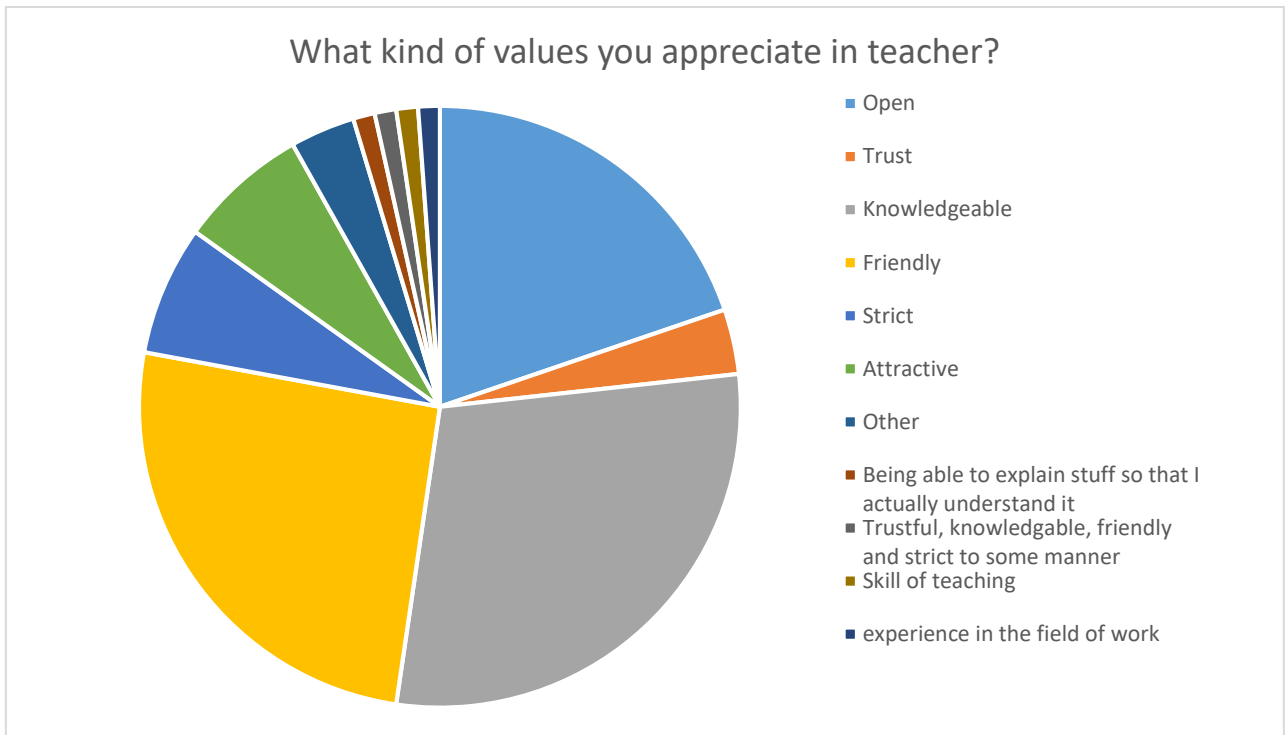


Figure 6: What kind of values do you appreciate in your teacher?

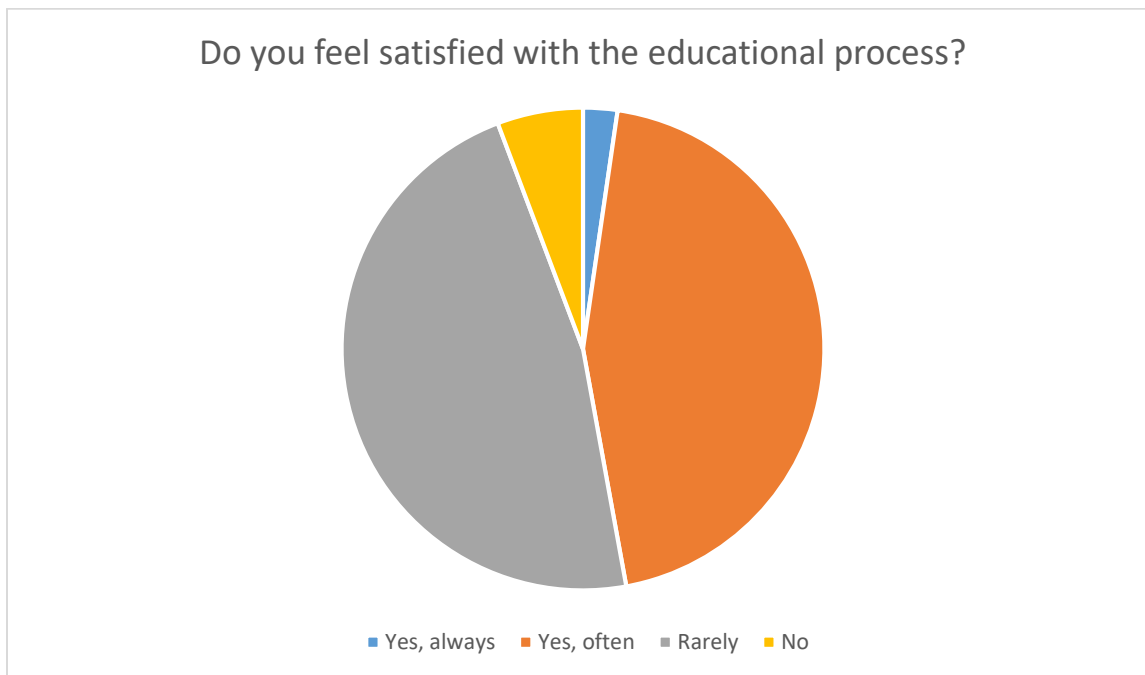


Figure 8: Do you feel satisfied with the educational process?

Most of the students don't seem to be satisfied with the educational process most of the time. Out of 87 participants half of them answered this question with 'Yes, often'. 39 students indicated that they are rarely satisfied with the educational process. 2 students indicated that they are always satisfied and also 5 students indicated that they are not satisfied with the educational process.

The next questions measure what the students think of the lessons. Again it seems like the vast majority of students agree or rather agree with the statements. Please see Figure 9 for the complete overview. From left to right: 90, 74, 65, 68, 59, 74, 59, 86, 80, 60, 70, 75, 74 agree or rather agree with the statements. This also means that about 10, 26, 35, 32, 41, 26, 41, 14, 20, 40, 30, 25 and 26 students rather disagree or disagree with the statements. These numbers indicate that the students seem to be quite happy with the lessons. Furthermore, it seems that students like to work in groups as well as individually.

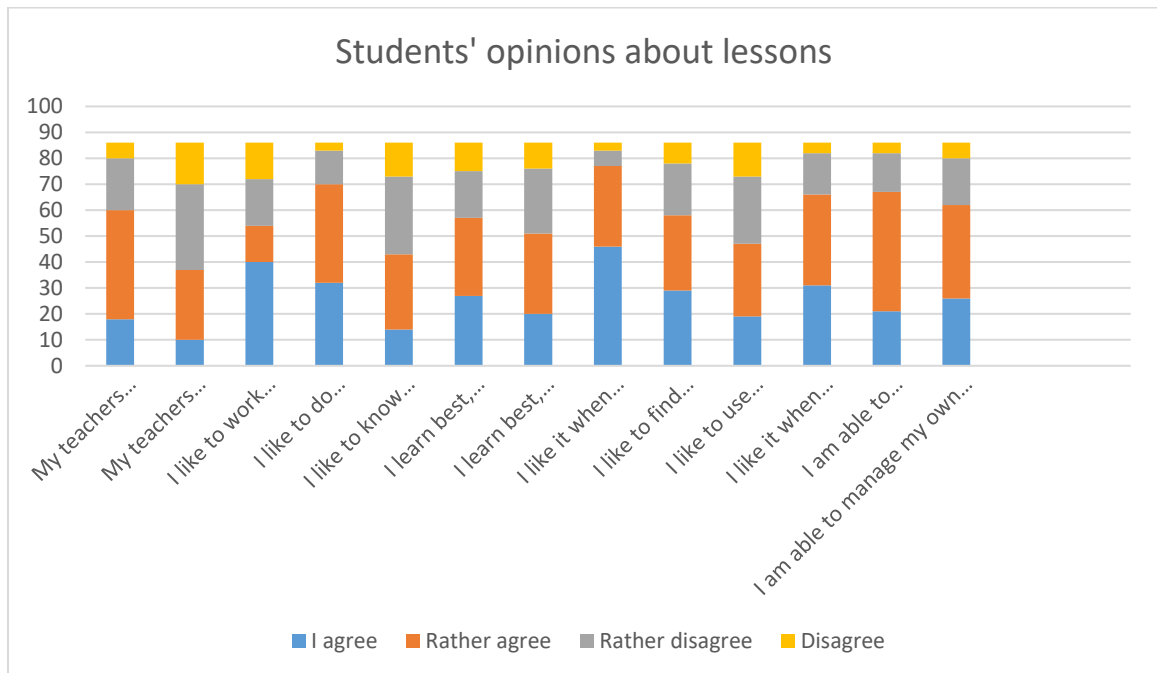


Figure 9: Students' opinions about lessons

The students were also asked what their perfect lesson would look like. Please see below an overview of the answers per grade:

Grade 10:

- watch something on youtube;
- the perfect lesson doesn't exist. Relaxing, peaceful, teacher explains everything slowly, and we write tests when teacher feels that we are ready not when the education program tells to;
- lesson, where classmates are not afraid to show their emotions. And where teachers try to understand us;
- 30 min long lesson.

Grade 11:

- motivated teacher = motivated students;
- students being mature enough, teachers being ready for the lesson and teaching useful things (also teaching so everyone would understand);
- teacher presents and talks with the students;
- the teacher tells the material, leaves the material in the public domain, and then gives the task to consolidate this material;

Grade 12:

- analyzing material, chance of asking teacher questions. Or working at home with no pressure on;
- teacher explains everything clearly and in an interesting way, also explaining where will we need that in our lives and it's great if sometimes teachers share a bit of humour;
- teacher is attractive, knows a lot and knows how to make our lesson interesting and cool;
- music;
- freedom;
- the teacher is on time on lessons;
- the perfect lesson for me would probably be one where students actually want to listen as the teachers make the subject interesting. What could be better than leaving lesson in a good mood?



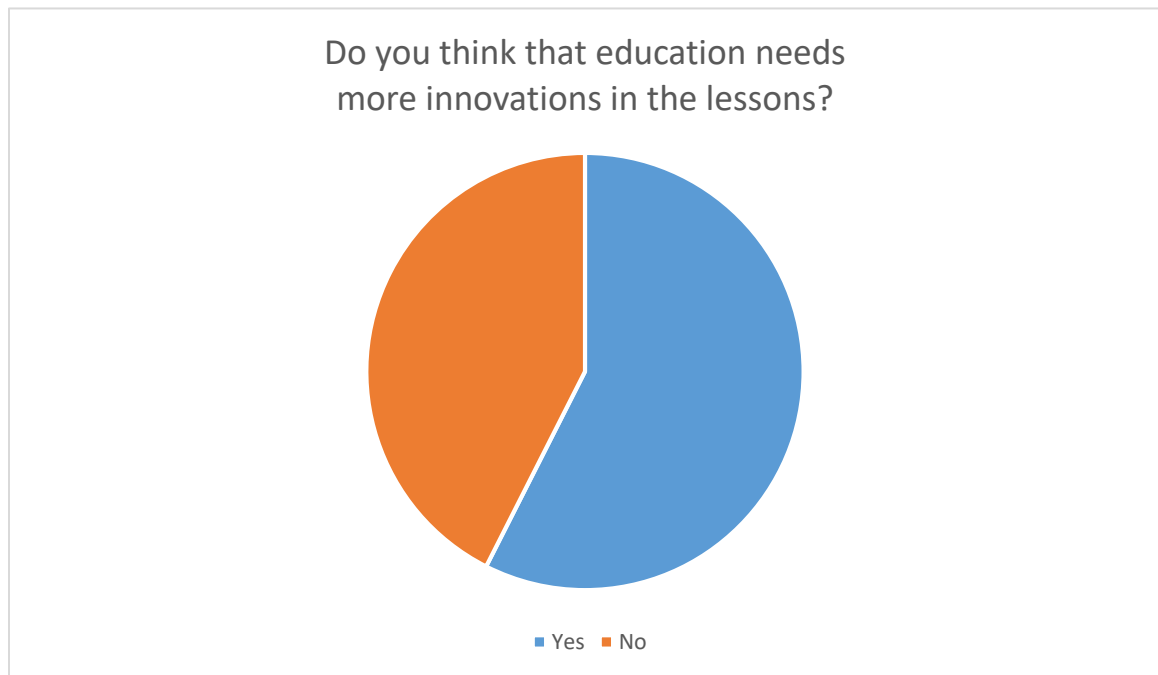


Figure 10: Is innovation needed

Figure 10 illustrates whether students think that education needs more innovations during the classes. The majority seems to be okay with the lessons. A majority of 60 students answered this question with 'No'. 37 students do think that innovation is needed and 3 students did not answer the question. Please see below what kind of innovation the 37 students suggested.

#### Comments:

- stop using old books;
- we need more practical lessons;
- innovation - new technologies;
- new methods of teaching;
- I feel that education has not come with the times, it uses old methods even tho better ones have been devised;
- very old Soviet Union system of schools. This is too old and unusefull. Give chance to school children to make their own decisions and decide what subjects they want to learn;
- needs more practical and fun tasks;
- delve into the topics; manage students' time more correctly (not spending too much time just sitting in class with no objective if the previous one was already completed);
- more positiveness in teachers and teaching will, not being grumpy all the time.

Lastly, the students were asked to rate their cooperation with different actors in and outside of school including teachers, administrative staff, parents and employees. Overall the students seem to be content with the cooperation with these groups. Especially the cooperation with parents seems to be good. Please see Figure 11 for the complete overview.

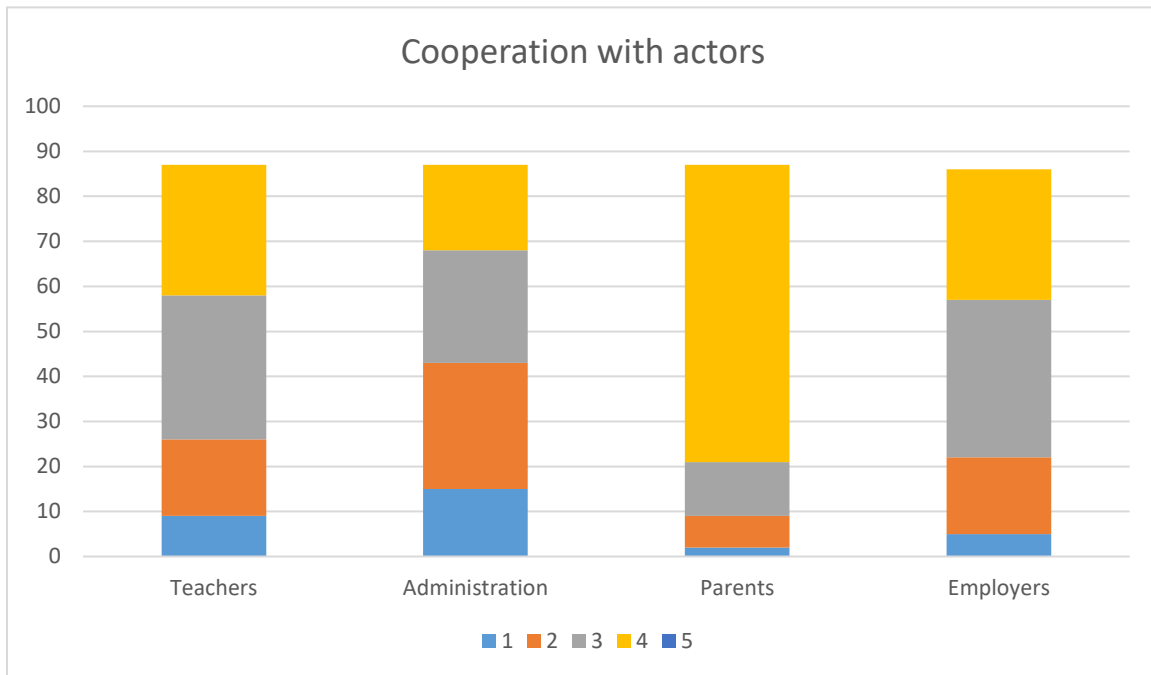


Figure 11: Cooperation with actors

As stated above especially the cooperation with parents is good according to the students. 60 students rated the cooperation with parents with a 5. Whereas for the other groups from left to right, 24, 11 and 14 students rated the cooperation with these groups with a 5.

The students seem to be least happy with the cooperation with the administrative staff and the employers. 18 students gave the cooperation with the administration a 1 and 17 students rated the cooperation with employers with a 1.