

### Results Survey for Students Vocational school “Asen Zlatarov”, Vidin, Bulgaria

The survey for students has been filled out by 100 students from the Asen Zlatarov VET school in Vidin, Bulgaria. The students are in the following grades: 8, 10, 11, 12 and for some it is unclear in which grade the student is. Throughout this report, the responses will be displayed in a quantitative as well as qualitative way.

The students were asked to indicate to what degree they agree with the six statements related to the educational process and school. Please see Figure 1: Education process / school for the quantitative picture.

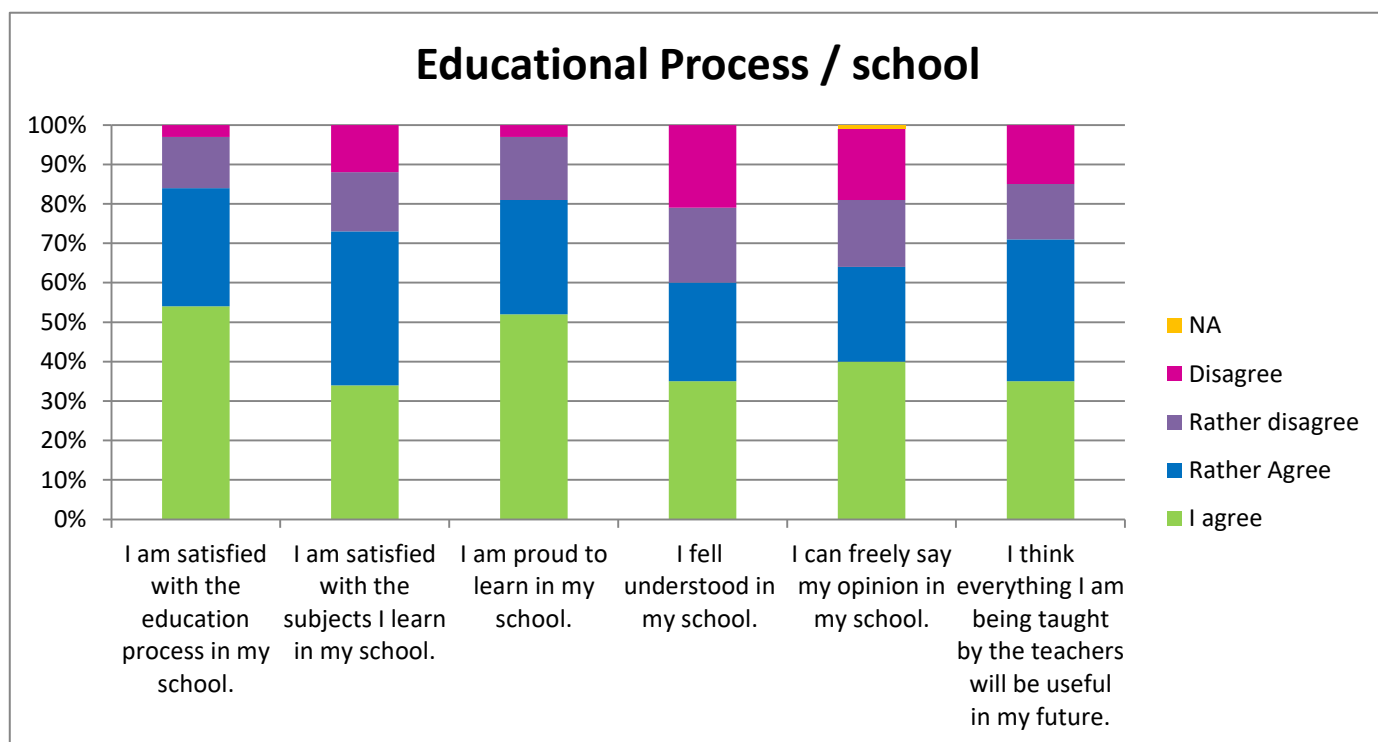


Figure 1: Education process / school

Figure 1 shows that overall a large majority agrees or rather agrees with the statements. To be exact: 73, 81, 60, 64, 71 students agree or rather agree with the statements about the educational process and school from left to right respectively. This implies that 27, 19, 40, 36, 29 students rather disagree or disagree with these statements. These numbers indicate an overall good level of happiness when it comes to their educational process and school.

The students were also asked to answer open questions about the educational process and school. Figure 2 displays how the students answered the open questions. To the first open question: ‘Is there anything you would change in the educational process at your school?’ most students answered they would not change anything. To be precise 75 students do not want to change anything, 24 would like to change something and 1 student did not answer the question.

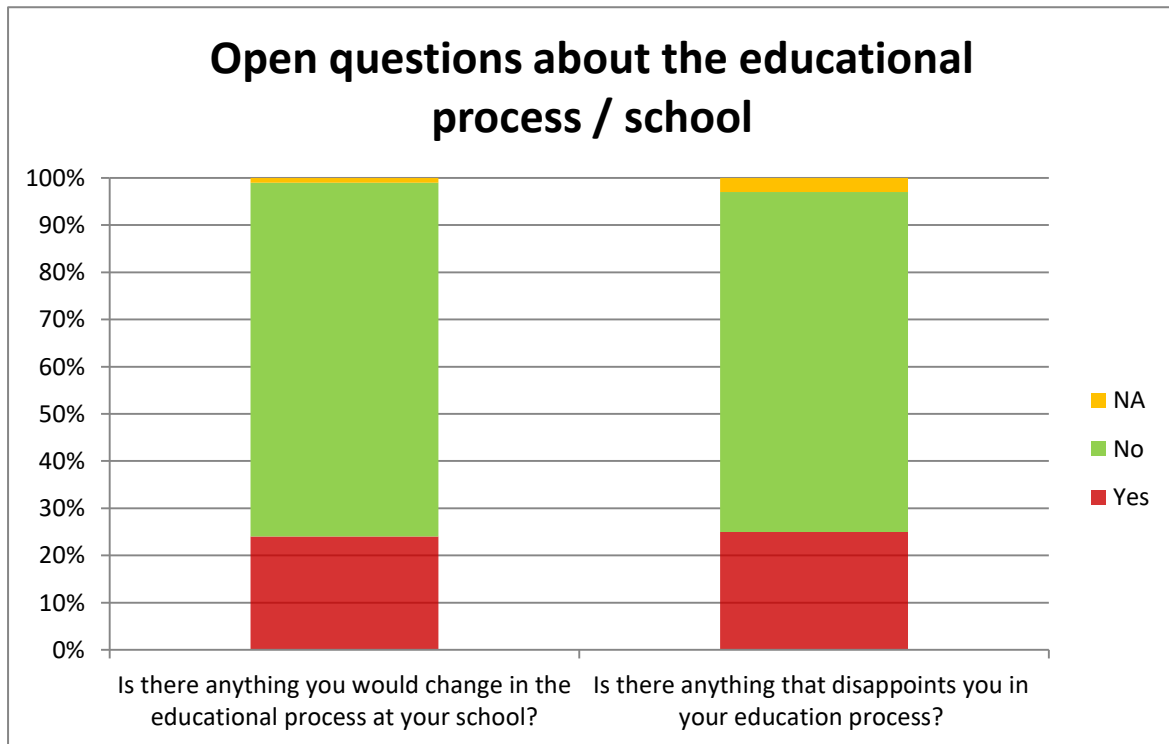


Figure 2: Open questions regarding the educational process and school

The 24 students who would like to change something about the educational process commented the following:

- **Grade 10:**
  - more vacations;
  - better equipment;
  - tailored lessons for classes;
  - shorter classes and classes outside
  
- **Grade 11:**
  - classes could be more interesting and funnier;
  - teachers’ competences and attitudes;
  - more free thinking;
  - longer vacations;
  - rewire electronic system

- **Grade 12:**
  - everything;
  - no homework and tests;
  - more group work;
  - the attitude of some teachers towards the students;
  - freely express opinion
  
- **Grade unknown:**
  - nothing;
  - student's attitudes;
  - remove useless lessons

The second open question asked the students whether there is anything that disappoints them in their educational process. Again a large majority indicated that nothing disappoints them (see Figure 2). Out of 100 students, 72 indicated that they were not disappointed, 25 indicated that they are disappointed with the educational process and school and 3 students did not answer the question.

The 25 students who are disappointed, expressed that they are disappointed by the following

- **Grade 8:**
  - Teachers do not always understand me
  
- **Grade 10:**
  - several comments about the teachers' attitude and competences;
  - students want their opinion to matter;
  - some things are useless;
  - more classes about technology
  
- **Grade 11:**
  - teachers do not understand and do not listen the students;
  - teachers are not always fair with grades;
  - teachers are nagging;
  - teachers tolerate idiots too much.
  
- **Grade 12:**
  - comments about the teachers,
  - they are not teaching just making sure that students pass the test
  
- **Grade unknown:**
  - The lack of motivation in everyone



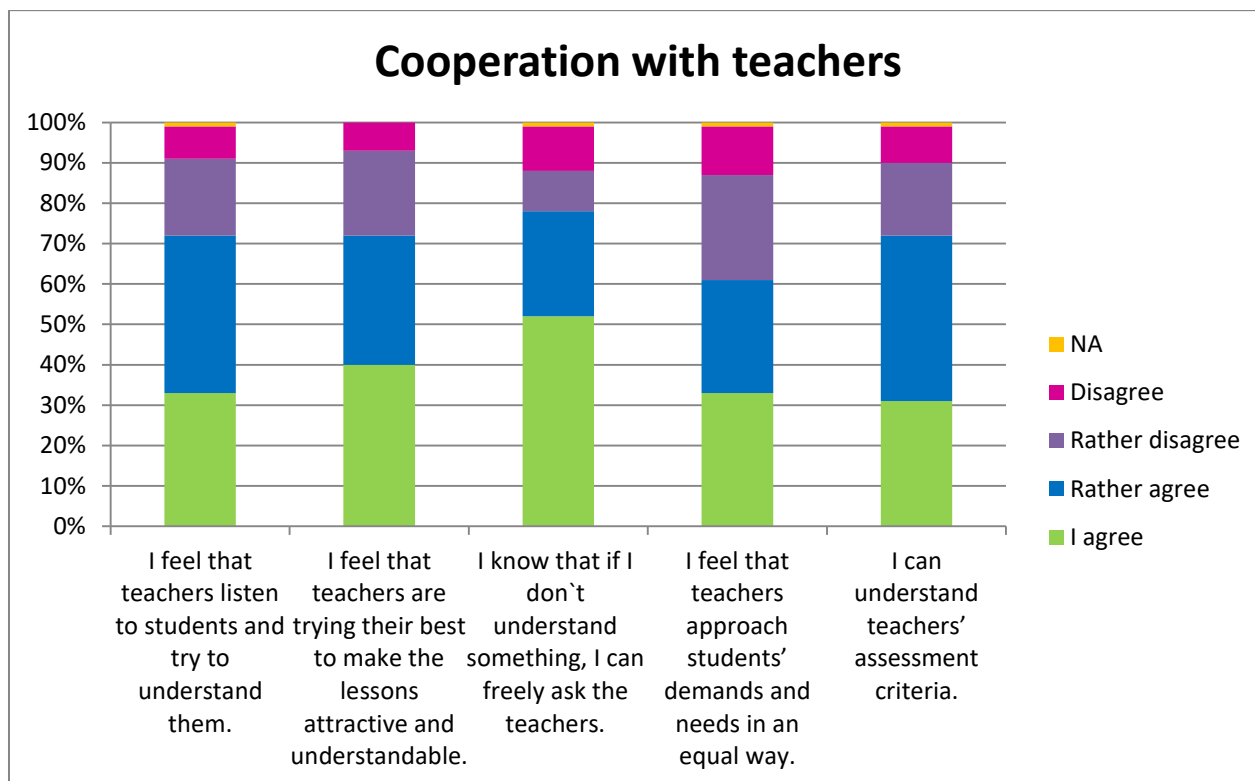


Figure 5: Cooperation with teachers

The following questions measure the cooperation, relation with as well as the view on the teachers. Figure 5 displays to what degree students agree with the statements on the cooperation with teachers. The majority seems to agree or rather agree with the statements. From left to right 72, 62, 78, 61 and 72 students agree or rather agree with the statements. Thus, 28, 38, 22, 39 and 28 students rather disagree or disagree with the statements concerning cooperation with the teachers.

The students were also asked what kind of values they appreciate in their teachers. Figure 6 presents, which values were most commonly mentioned. Especially the following values were reoccurring throughout the answers of the students: friendly, open, knowledgeable and trustful. Approximately 71, 47, 46 and 44 students indicated that these values are important to them. The values attractive and strict were also quite important to the students. 28 and 25 students respectively indicated that they appreciate it if their teachers are attractive and strict.





Read

Riga State Technical School coordinate Erasmus + project "Effective dialogue methods among the millennium generation and the teachers, employers"

Co-funded by the Erasmus+ Programme of the European Union

### Students' opinions about lessons

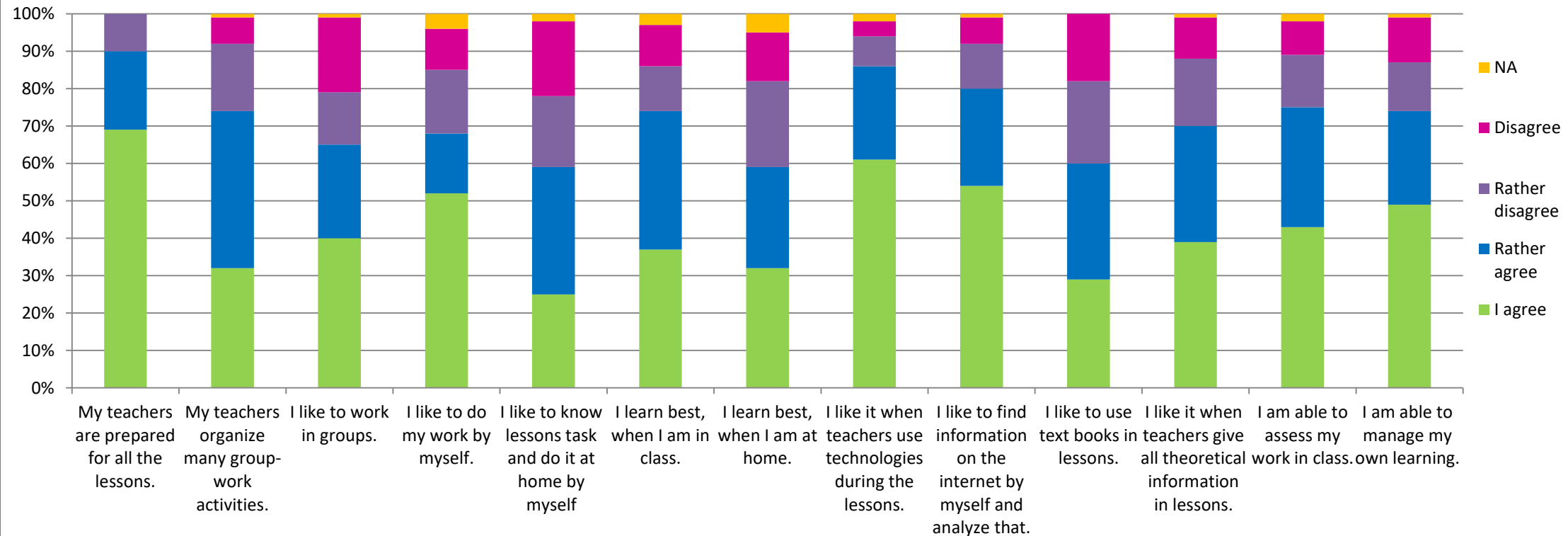


Figure 9: Students' opinions about lessons



The students were also asked what their perfect lesson would look like. Please see below an overview of the answers per grade:

- **Grade 8:**
  - The teacher should be funny and strict
  - Revision
  - Nothing
- **Grade 10:**
  - Listen to music and play games
  - Learning and doing new and interesting things
  - Group work and activities
  - Learning something interesting
  - Teacher presents and talks with the students
  - Discussing and thinking together about a subject
  - Sitting with my friend who makes the lesson funny
  - Watching a movie
  - Qualified teacher who interacts with the students
  - More entertainment, for example Kahoot!
- **Grade 11:**
  - Play games and learn at the same time
  - Attractive and funny
  - Interesting facts, funny remarks and real life situations
  - Educational games, e.g. Kahoot!
  - Watch a presentation without writing
  - Module
  - Movie
  - There is no such thing
  - With music
- **Grade 12:**
  - Use technology and dialogue with the teacher
  - Using different games to learn new things
  - Short education documentary
  - Dialogue and discussion rather than a presentation
  - Openly express our opinion and discuss what students already know about the topic
  - Music, friendly and good attitude of the teacher
- **Grade Unknown:**
  - Dialogue rather than a presentation from the teacher
  - More use of technology
  - Play games
  - Class outside of school
  - Interesting

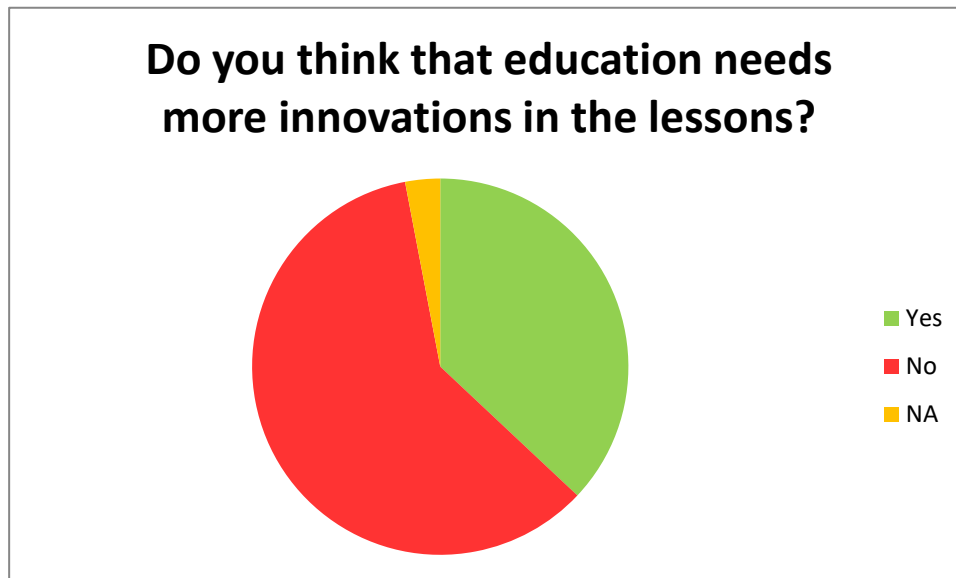


Figure 10: Is innovation needed

Figure 10 illustrates whether students think that education needs more innovations during the classes. The majority seems to be okay with the lessons. A majority of 60 students answered this question with ‘No’. 37 students do think that innovation is needed and 3 students did not answer the question. Please see below what kind of innovation the 37 students suggested.

Comments:

- Innovate the system
- Make subjects more entertaining
- The ability to work together as a team, mimicking the work environment we will be in, in the future
- Buying more laptops
- More use of technology during class
- More funny activities
- Maybe teacher can become aware that teaching is more than standing in front of the class and tell the students what is written in the text books
- More use of games
- The whole educational system should be replaced
- More ucha[?] in class
- More videos

Lastly, the students were asked to rate their cooperation with different actors in and outside of school including teachers, administrative staff, parents and employees. Overall the students seem to be content with the cooperation with these groups. Especially the cooperation with parents seems to be good. Please see Figure 11 for the complete overview.

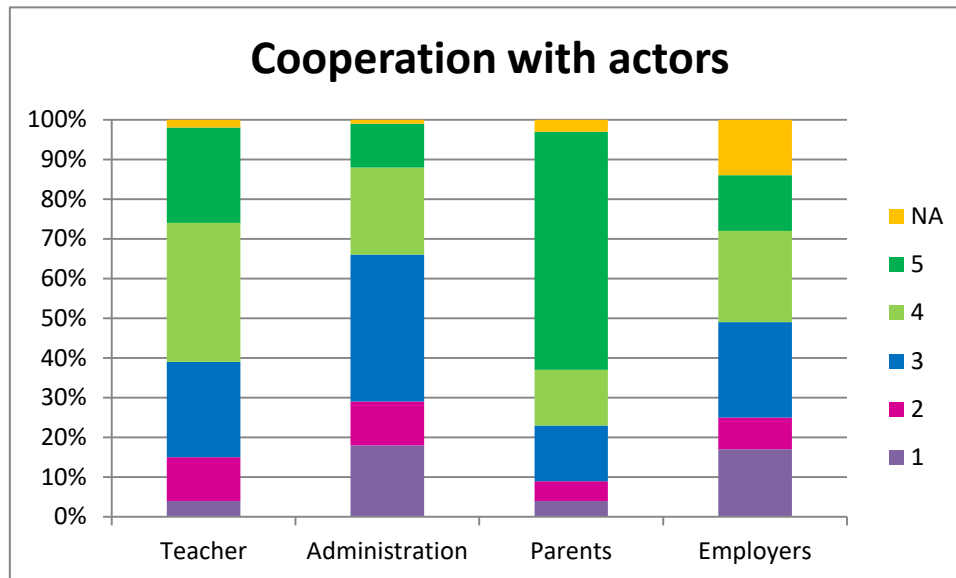


Figure 11: Cooperation with actors

As stated above especially the cooperation with parents is good according to the students. 60 students rated the cooperation with parents with a 5. Whereas for the other groups from left to right, 24, 11 and 14 students rated the cooperation with these groups with a 5.

The students seem to be least happy with the cooperation with the administrative staff and the employers. 18 students gave the cooperation with the administration a 1 and 17 students rated the cooperation with employers with a 1.

### Conclusion

Overall it seems that these students are quite content with their educational system, cooperation with teachers and other actors as well as the quality of the lessons. The difference between the happiness or content rated through statements and closed questions and on the other hand open questions seem to be relatively large. Most of the comments seem quite negative; this paints a more negative picture compared to the quantitative questions.